



CATAPULT WORKSHOP FOR LSP TEACHERS

Katriina Vesanen, Poppy Skarli, Marjatta Rännäli

Content

- Introductions
- Ice-breaking activity
- CATAPULT project
- Workshop activity and discussion
- Briefing

Ice-breaking activity

Please go to

<https://pollev.com/poppyskarli607>





**Computer
Assisted
Training
And
Platforms
to
Upskill
LSP
Teachers**

Main Outputs:

Situational Survey

Common Competence
Framework

a MOOC

a Community of Practice
Platform

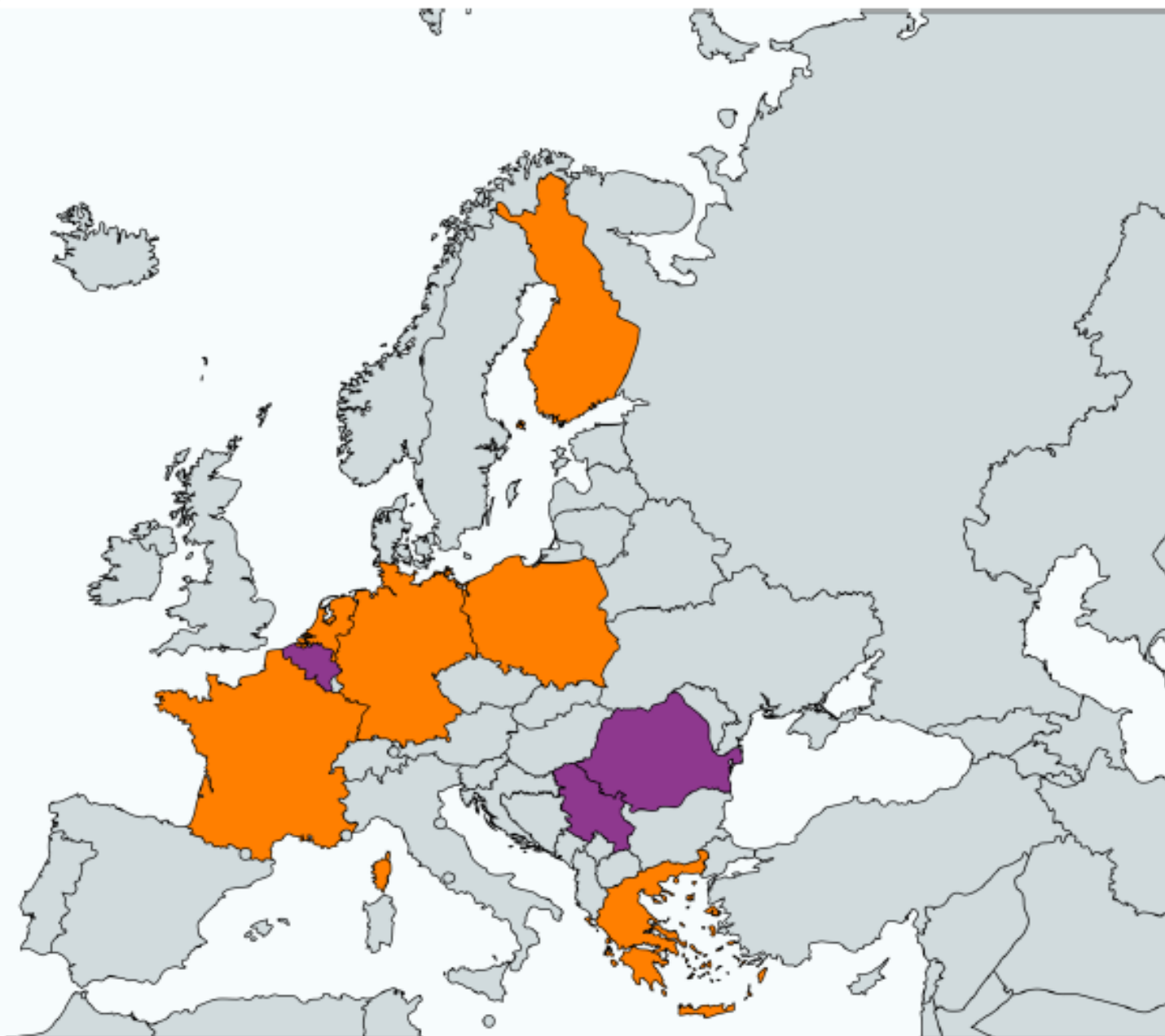
CATAPULT FACTS

2018 -2021

The CATAPULT Consortium

CATAPULT Partnership

- Consortium Members
- Associate Partners



Consortium Members

- Sorbonne Université, France
- TUAS, Finland
- UP Krakow, Poland
- ICC, Germany
- TELLConsult, Netherlands
- Web2Learn, Greece









Associate Partners

- Hasselt University, Belgium
- Richard Lewis Communication Crossculture, Finland
- GERAS, France
- Université Paris 8, France
- Université Côte d'Azur, France
- Bavarian Association of Adult Education, Germany
- Aristotle University, Greece
- Greek Ministry of Education, Greece
- Vocational High School of Keratsini, Greece
- CercleS, Poland
- Aurel Vlaicu University, Romania
- University of Belgrade, Serbia
- Saint Nicholas Language School, Serbia



The CATAPULT MOOC: Teaching LSPs

Season 2

- hosted on the CN platform
 - has 3 different levels of participation
 - consists of 6 modules
 - each module lists ICT tools
 - offers badges
 - provides certification for Level 3 participants
- ▶  Before You Start
 - ▶  1: What are LSPs?
 - ▶  2: LSPs and Corpora
 - ▶  3: Skills for successful communication in LSP
 - ▶  4: Student Engagement &...
 - ▶  5: Collaboration 
 - ▶  6: Portfolios

1: What are LSPs? ▾

🏠 [Main Task](#)

🟢 0. Pre-course Survey

🟢 1. Introduction

🟡 2. Understanding Key Concepts

🔴 3. Needs Analysis

🟠 CREATOR LEVEL: Portfolio Task 1

🔲 5. Webinar

MODULE PRESENTATION VIDEO



2: LSPs and Corpora ▾

- [Main Task](#)
- 1. Introduction
- 2. Corpus what?
- 3. Analysing a corpus
- 4. Building your own corpus
- CREATOR LEVEL: Portfolio Task 2

MODULE PRESENTATION VIDEO



3: Skills for successful communication in LSP ▾

🏠 **Main Task** ▶ 1. Introduction ▶ 2. Lesson plan analysis... ▶ 3. Authentic materials & tools ▶ 4. ICT Tools for Communication ▶ 5. Reverse planning ▶ 6. Four skills or... ▶ CREATOR LEVEL: Portfolio Task 3

MODULE PRESENTATION VIDEO



4: Student Engagement & Participation ▾

- 🏠 Main Task
- 🟢 1. Introduction
- 🟡 2. Student Engagement...
- 🟡 3. Methodology for Engagement
- 🟡 4. Tools for Student...
- 🟡 5. The Impact of Culture on...
- 🔴 6. Plan to Engage
- 🟠 CREATOR LEVEL: Portfolio Task 4

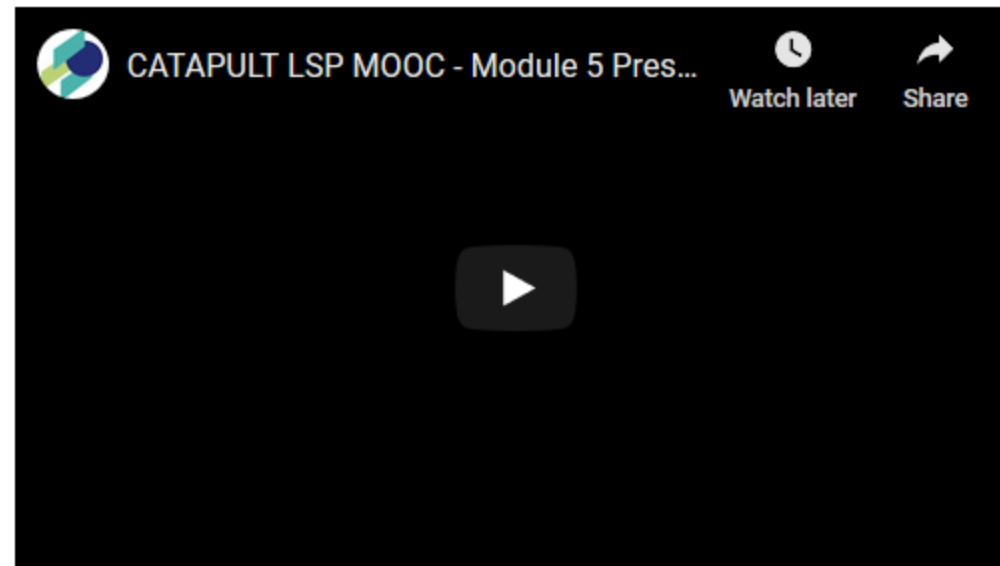
MODULE 4 PRESENTATION VIDEO



5: Collaboration ▾

- [Main Task](#)
- 1. Introduction
- 2. The Power of Collaboration
- 3. Communities of Practice
- 4. Learners as Experts
- 5. Collaborative Activity Plan
- CREATOR LEVEL: Portfolio Task 5
- Optional: Hackathon

MODULE PRESENTATION VIDEO



6: Portfolios in LSP

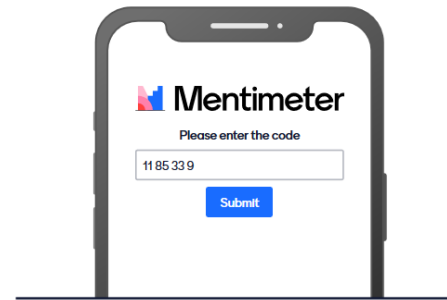
- [Main Task](#) > [1. Introduction to Portfolios](#) > [2. ePortfolios: What and Why?](#)
[3. ePortfolio Tools](#) > [CREATOR LEVEL: Portfolio Task 6](#)

MODULE PRESENTATION VIDEO



Menti Activity: What kind of an online teacher are you?

Go to
www.menti.com



Enter the code
11 85 33 9



Or use QR code

<https://www.menti.com/iw8bqkbjzp>

Workshop Activity

<https://jamboard.google.com/d/117wZejnEQRAseba1AfuKyEOjbdIPPC3D-sRBNeXDR28/viewer>

You will be divided into small groups

Go to the Link

Choose the board with your group number

Discuss and take notes on the given topic for 15 minutes

Use the sticky note to save your main points

In the briefing session, be prepared to explain your main points

Thank you!



Drop us a line at

katriina.vesanen@turkuamk.fi

poppy.skarli@turkuamk.fi

marjatta.rannali@turkuamk.fi